




Equipotential bonding systems, Earthing pipe clamps




Equipotential bonding bar




Equipotential bonding bar flat



Stainless steel cover



Fastening scheme for stainless steel cover



Equipotential bonding bars

Equipotential bonding bar with plastic cover.

Specification

Suitable for connecting to:
 1 x flat bands to max. 30 x 5 or ø 8-10 mm
 1 x ø 8-12 mm round conductors
 7 x one or multi-wired conductors to max 25 mm²,
 and/or fine-stranded conductors to max. 16 mm²

Order no.

111 070

Equipotential bonding bar with DIN 933 M10x25 screws, nuts, lock washers and 2 insulators (3 insulators for bars with more than 18 terminals). Fastening screws are provided.

Specification	No. of terminals	Specification screws	Dimensions l / bxs (mm)	Order no.
Copper	5	stainless steel / copper plated	220 / 40x5	910 009
Copper	6	stainless steel / copper plated	250 / 40x5	2072
Copper	8	stainless steel / copper plated	310 / 40x5	910 375
Copper	10	stainless steel / copper plated	370 / 40x5	910 139
Copper	12	stainless steel / copper plated	430 / 40x5	910 193
Copper	14	stainless steel / copper plated	490 / 40x5	910 010
Copper	15	stainless steel / copper plated	520 / 40x5	910 359
Copper	16	stainless steel / copper plated	550 / 40x5	910 527
Copper	18	stainless steel / copper plated	640 / 40x5	910 540
Copper	20	stainless steel / copper plated	700 / 40x5	910 382
Stainless steel	5	stainless steel	220 / 40x5	910 011
Stainless steel	6	stainless steel	250 / 40x5	910 082
Stainless steel	8	stainless steel	310 / 40x5	910 385
Stainless steel	10	stainless steel	370 / 40x5	910 302
Stainless steel	12	stainless steel	430 / 40x5	910 012
Stainless steel	14	stainless steel	490 / 40x5	910 013
Stainless steel	15	stainless steel	520 / 40x5	910 018
Stainless steel	16	stainless steel	550 / 40x5	910 019
Stainless steel	18	stainless steel	640 / 40x5	910 020
Stainless steel	20	stainless steel	700 / 40x5	910 022

Stainless steel cover with fastening screws made of stainless steel

Specification	for PAS with connections	Dimension Length (mm)	Order no.
Stainless steel	5	220	9105
Stainless steel	6	250	9106
Stainless steel	8	310	9108
Stainless steel	10	370	9110
Stainless steel	12	430	9112
Stainless steel	14	490	9114
Stainless steel	15	520	9115
Stainless steel	16	550	9116
Stainless steel	18	640	9118
Stainless steel	20	700	9120

Earthing bars, angel (bent models)

Earthing bars,

Wall spacer bar (approx. height of 35mm); only \varnothing 10.5 mm connections

Specification	No. of terminals	Dimensions l / bxs (mm)	Order no.
Stainless steel	2	135 / 30x3.5	913 650
Stainless steel	3	165 / 30x3.5	913 651
Stainless steel	4	195 / 30x3.5	913 652
Stainless steel	5	225 / 30x3.5	913 653
Stainless steel	6	255 / 30x3.5	913 654
Stainless steel	7	285 / 30x3.5	913 655
Stainless steel	8	315 / 30x3.5	913 656
Stainless steel	9	345 / 30x3.5	913 657
Stainless steel	10	375 / 30x3.5	913 658

Earthing bars, Wall spacer bar (approx height of. 65mm); including DIN 933 M10x25 screws, nuts, lock washers; fastening screws are provided

Specification	No. of terminals	Dimensions l / bxs (mm)	Order no.
Steel/galvanized	2 x 2	225 / 60x5	913 666
Steel/galvanized	2 x 4	305 / 60x5	913 667
Steel/galvanized	2 x 6	385 / 60x5	913 668
Stainless steel	2 x 2	225 / 60x5	913 660
Stainless steel	2 x 4	305 / 60x5	913 661
Stainless steel	2 x 6	385 / 60x5	913 662

Earthing bars, Wall spacer bar (approx. height of. 35mm); including DIN 933 M10x25 screws, nuts, lock washers; fastening screws are provided


Specification	No. of terminals	Specification screws	Dimensions l / bxs (mm)	Order no.
Stainless steel	2	stainless steel	135 / 30x3.5	910 330
Stainless steel	3	stainless steel	165 / 30x3.5	910 331
Stainless steel	4	stainless steel	195 / 30x3.5	910 305
Stainless steel	5	stainless steel	225 / 30x3.5	910 306
Stainless steel	6	stainless steel	255 / 30x3.5	910 307
Stainless steel	7	stainless steel	285 / 30x3.5	910 332
Stainless steel	8	stainless steel	315 / 30x3.5	910 308
Stainless steel	9	stainless steel	345 / 30x3.5	910 333
Stainless steel	10	stainless steel	375 / 30x3.5	910 309

Earthing bars, Wall spacer bar (approx. height 65mm); including DIN 933 M10x25 screws, nuts, lock washers; fastening screws are provided

Specification	No. of terminals	Specification screws	Dimensions l / bxs (mm)	Order no.
Steel/galvanized	2 x 2	stainless steel	225 / 60x5	910 223
Steel/galvanized	2 x 4	stainless steel	305 / 60x5	910 023
Steel/galvanized	2 x 6	stainless steel	385 / 60x5	910 301
Stainless steel	2 x 2	stainless steel	225 / 60x5	910 544
Stainless steel	2 x 4	stainless steel	305 / 60x5	910 545
Stainless steel	2 x 6	stainless steel	385 / 60x5	910 380

Additional dimensions, hole spacings, hole diameters or type of connections (e.g. KS clamping screws or VARIO for flat bands) available on request. Examples of different connections on the next page!

Single-row



Double-row



Single-row with connection bolts



Double-row with connection bolts



Earthing pipe clamp



Earthing pipe clamp



Pipe clamp for earthing terminals, parallel and diagonal to max. 50 mm² diameter in accordance with VDE 0100 and 0618; for equipotential bonding systems.

Specification	Size (ø inch)	Size (ø mm)	Qty/pack	Order no.
Steel/galvanized	1/4"-3/8"	ø 13.5-17.2	25	111 650
Steel/galvanized	1/2"-3/4"	ø 21.3-26.9	25	111 651
Steel/galvanized	1"	ø 33.7	25	111 652
Steel/galvanized	1 1/4"-1 1/2"	ø 42.4-48.3	25	111 653
Copper	1/4"-3/8"	ø 13.5-17.2	10	111 654
Copper	1/2"-3/4"	ø 21.3-26.9	10	111 655
Copper	1"	ø 33.7	10	111 656

Earthing pipe clamp, for conductors with a max. diameters of 50 mm².

Specification	Size	Qty/pack	Order no.
Copper/galvanized tin-plated	3/8"-3/4" ø 17.2-26.9 mm	25	111 261
Copper/galvanized tin-plated	ca. 3/4"-1" ø 25-36mm	25	298 900